



SUMMER HOLIDAYS - 2024


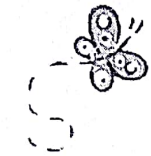
_Class : Playgroup

Dear Children,

Exciting time is here again! Summer holidays are for relaxation and enjoyment. As important as it is to rest and enjoy, it is also important to continue to learn. Strike a balance between work and play and allow yourself to grow in the process.

Let the vacation time be a doorway to creativity, learning growth and joy!

Relax, enjoy, have loads of fun and come back refreshed.



HOLIDAY HOMEWORK 2024 LET'S BEAT THE HEAT, WHEN SUMMER IS AT ITS PEAK!!!!

Dear Parents,

Summer Holiday are the most enjoyable period for the children this time can be utilised to remind what they have learned. You can spend quality time with children. Home work is an opportunity to engage them in learning at home. Remember, children need time to just enjoy their childhood. So kindly provide them the opportunity to play, interact and explore. Enjoy the lovely conversations, a visit to family & friends read out a story book or engage the child in exercises of practical learning or simply playing along.

Healthy habits for smart kids:

- They must wash hands, before eating, after playing, after sneezing or coughing and after using the restroom.
- Incorporate more fruits and vegetables in their diet.
- Give kids age-appropriate tasks to help out in the kitchen.
- Keep a day as 'Sharing Day' and encourage your child to share something with those who are in need, Let them decide whom they want to help.

Eg: pencils, books, toys etc.


This activity improves their personality and cultivates/nurtures the habit of sharing and helping others.

Engage your child in the following Fine Motor activities:

- Zipping and unzipping
- Buckling and unbuckling
- Picking up and holding onto small objects
- Turning pages of a book



① Trace standing lines →




② Trace slanting lines →



③ Trace Curved lines →



④ Trace sleeping lines →



⑤ Trace Circles →



Note →

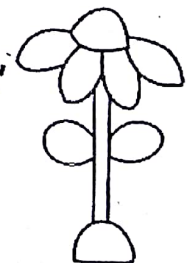







Practice 3 pages
of every lines

(6) Learn A to Z.


(7) माद करे अ से अः तक.

(8) Learn 1 to 20 Counting Numbers.

Help the insects to reach the flower.



Colour the sunflower.



Pg-9

Scanned with ACE Scanner

Scanned with OKEN Scanner